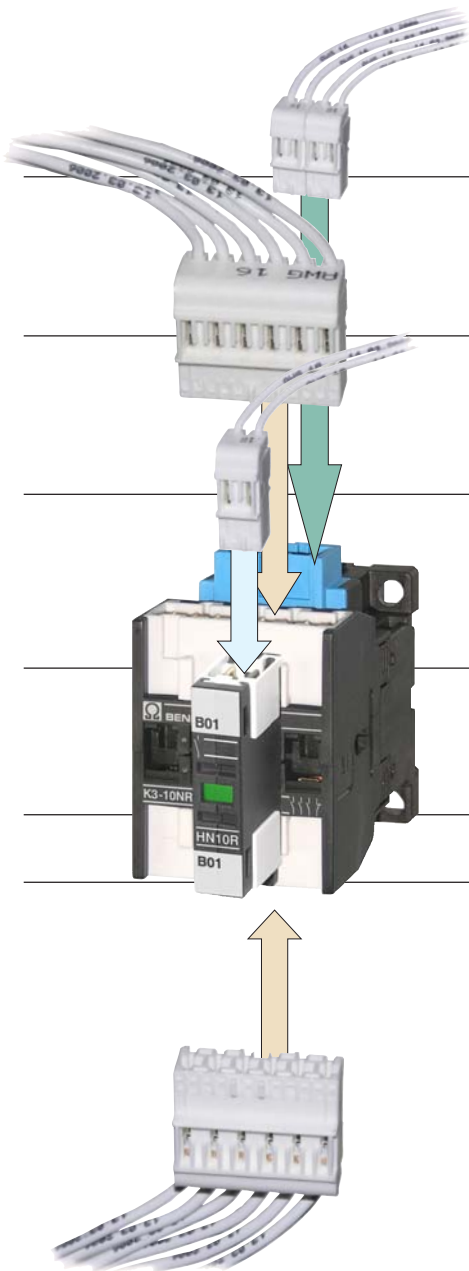


<b>Contactors</b>	RAST 5	141
	Contactor Relays	141
	Contactors	141
<b>Accessories</b>		141
	Auxilliary Contact Blocks	141
<b>Combinations</b>		142
	Contactors for Fuseless Load Feeder	142
	Contactors for Overload Relays	142
<hr/>		
<b>Industry Standard RAST 5</b>		
	Contactor-Housing	143
	Coil-Housing	144
	Auxilliary Contact Block-Housing	151
<hr/>		
<b>System Stocko RAST 5</b>		
	Contactor-Housing	145
	Coil-Housing	146
	Auxilliary Contact Block-Housing	152
<hr/>		
<b>System Tyco RAST 5</b>		
	Contactor-Housing	147
	Coil-Housing	148
	Auxilliary Contact Block-Housing	153
<hr/>		
<b>System Lumberg RAST 5</b>		
	Contactor-Housing	149
	Coil-Housing	150
	Auxilliary Contact Block-Housing	154
<hr/>		
	<b>Dimensions / Color Codes</b>	155
<hr/>		
	<b>Technical Information</b>	156




# RAST 5 - exclusiv for OEM-Partner

5 mm pitch connector system

## Advantages RAST 5 - Technology


- Time saving installation
- Easy assembly without tools
- Tailor-made sockets, custom - designed codes
- Ambient temperatures up to +90°C/194°F
- Smallest sizes
- Plug technology up to 32 A / 415 V
- color coding for power ratings
- color coding for coil voltages




## RAST 5 - Accessories



## Combining switchgears with plug-in connections and screw connections













Contactors are available for plugs of many different producers



# Contactors, RAST 5


AC operated

Ratings AC2, AC3 380V 400V 220V 415V 230V kW kW kW	Rated- Current AC1 415V A	Auxilliary Contacts built in		Auxiliary Contacts snap on HN10R..	Type	Coil Voltage	Code Housing Coil	Code Housing IN (L)	Code Housing OUT (T)	Pack pcs.	Weight kg/pc.
		NO	NC								
<b>● Contactor Relays</b>											
	-	-	-	10	4	-	2	<b>K3-07NR40</b>		1	0,23
	-	-	-	10	2	2	2	<b>K3-07NR22</b>		1	0,23
<b>● Contactors</b>											
	<b>4</b>	3	3	25	1	-	2	<b>K3-10NR10</b>		1	0,23
	<b>4</b>	3	3	25	-	1	2	<b>K3-10NR01</b>		1	0,23
	<b>5,5</b>	4	4	25	1	-	2	<b>K3-14NR10</b>		1	0,23
	<b>5,5</b>	4	4	25	-	1	2	<b>K3-14NR01</b>		1	0,23
	<b>7,5</b>	5	5	32	1	-	2	<b>K3-18NR10</b>		1	0,23
	<b>7,5</b>	5	5	32	-	1	2	<b>K3-18NR01</b>		1	0,23
	<b>11</b>	6	7	32	1	-	2	<b>K3-22NR10</b>		1	0,23
	<b>11</b>	6	7	32	-	1	2	<b>K3-22NR01</b>		1	0,23


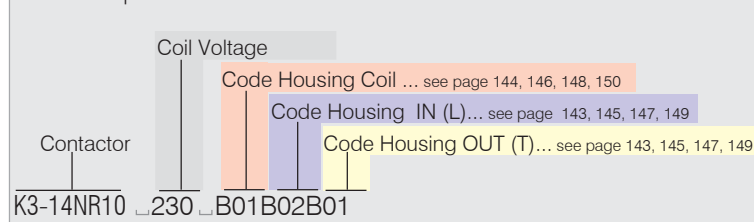
Standard Coils	Voltage	Color of housing
	24V 50Hz	white
	110V 50Hz	bright grey
	180V 50Hz	yellow
	230V 50Hz	blue
	special voltages	pink

## Auxilliary

### ● Auxilliary Contact Blocks

for Contactors	AC15 230V A	I <sub>th</sub> A	Contacts	Type	Pack pcs.	Weight kg/pc.
			NO NC			
	K3-..R..	3	10	1 -	<b>HN10R</b>	10 0,02
	K3-..R..	3	10	- 1	<b>HN01R</b>	10 0,02

Order Example for Contactors:



Technical data are subject to change without notice

Contactors, Motor-Starters  
 Circuit Breakers  
 Manual Motor-Starters  
 Switches  
 AC-Main Switches  
 DC-Switch Disconnector  
 Push Buttons  
 Representatives, Suppliers

# Contactors, RAST 5 Combinations

AC operated





Motor  
AC2, AC3  
380V AC3 for  
400V 400V Circuit  
415V 415V Breakers  
**kW A M4...**

Type

Coil Voltage  
Code Housing Coil  
Screw Connection IN (L)  
Code Housing OUT (T)

Pack pcs. Weight kg/pc.

## ● Contactors for Fuseless Load Feeders

	4	10	M4-32T(R)-0,16.... M4-32T(R)-10	<b>K3-10NR10</b>	. . . . .	PZ	.VK3	1	0,23
	4	10	M4-32T(R)-0,16.... M4-32T(R)-10	<b>K3-10NR01</b>	. . . . .	PZ	.VK3	1	0,23
	5,5	14	M4-32T(R)-13	<b>K3-14NR10</b>	. . . . .	PZ	.VK3	1	0,23
	5,5	14	M4-32T(R)-13	<b>K3-14NR01</b>	. . . . .	PZ	.VK3	1	0,23
	7,5	18	M4-32T(R)-17	<b>K3-18NR10</b>	. . . . .	PZ	.VK3	1	0,23
	7,5	18	M4-32T(R)-17	<b>K3-18NR01</b>	. . . . .	PZ	.VK3	1	0,23
	11	22	M4-32T(R)-22.... M4-32T(R)-32	<b>K3-22NR10</b>	. . . . .	PZ	.VK3	1	0,23
	11	22	M4-32T(R)-22.... M4-32T(R)-32	<b>K3-22NR01</b>	. . . . .	PZ	.VK3	1	0,23

Pozidriv . . . . .PZ  
Torx . . . . .TX





Motor  
AC2, AC3  
380V AC3  
400V 400V for  
415V 415V Overload Relays  
**kW A U12/16E.. and U3/32...**

Type

Coil Voltage  
Code Housing Coil  
Code Housing IN (L)  
Screw Connection OUT (T)

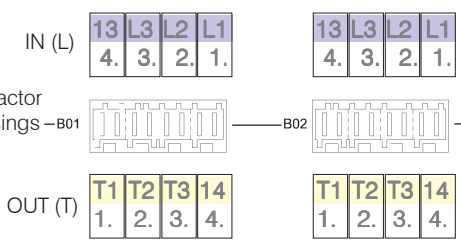
Pack pcs. Weight kg/pc.

## ● Contactors for Overload Relays

	4	10	U12/16E 0,18-..23 K3 and U3/32 0,18-..32	<b>K3-10NR10</b>	. . . . .	PZ		1	0,23
	4	10	U12/16E 0,18-..23 K3 and U3/32 0,18-..32	<b>K3-10NR01</b>	. . . . .	PZ		1	0,23
	5,5	14	U12/16E 0,18-..23 K3 and U3/32 0,18-..32	<b>K3-14NR10</b>	. . . . .	PZ		1	0,23
	5,5	14	U12/16E 0,18-..23 K3 and U3/32 0,18-..32	<b>K3-14NR01</b>	. . . . .	PZ		1	0,23
	7,5	18	U12/16E 0,18-..23 K3 and U3/32 0,18-..32	<b>K3-18NR10</b>	. . . . .	PZ		1	0,23
	7,5	18	U12/16E 0,18-..23 K3 and U3/32 0,18-..32	<b>K3-18NR01</b>	. . . . .	PZ		1	0,23
	11	22	U12/16E 0,18-..23 K3 and U3/32 0,18-..32	<b>K3-22NR10</b>	. . . . .	PZ		1	0,23
	11	22	U12/16E 0,18-..23 K3 and U3/32 0,18-..32	<b>K3-22NR01</b>	. . . . .	PZ		1	0,23

Pozidriv . . . . .PZ  
Torx . . . . .TX

# Selection of Contactor-Housings for Standard plugs acc. Industry Standard RAST 5



Code Contactor-Housings	B01	B02	B03	B04	further housings on request
8-pole					
6-pole left					
6-pole right					
4-pole left		-0A-			
4-pole right		-0B-			
2-pole left			-0A-		
			-0C-		
		-0I-			
		-0L-			
			-0O-		
			-0Q-		
2-pole center left		-0A-			
		-0C-			
			-0K-		
			-0O-		
			-0Q-		
2-pole center right			-0B-		
			-0F-		
		-0K-			
			-0L-		
2-pole right			-0B-		
			-0F-		
			-0I-		
			-0L-		

Standard plugs acc. Industry Standard RAST 5



Order Example for Contactors:

Contactor: K3-14NR10...230...B01 B02 B01

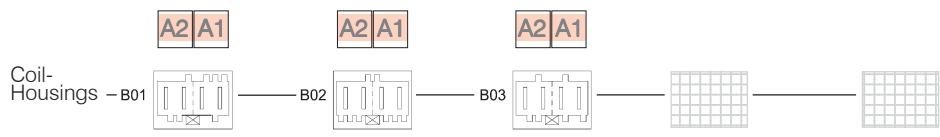
Coil Voltage: 230V

Code Housing Coil ...see page 144, 146, 148, 150

Code Housing IN (L) ... see page 143, 145, 147, 149

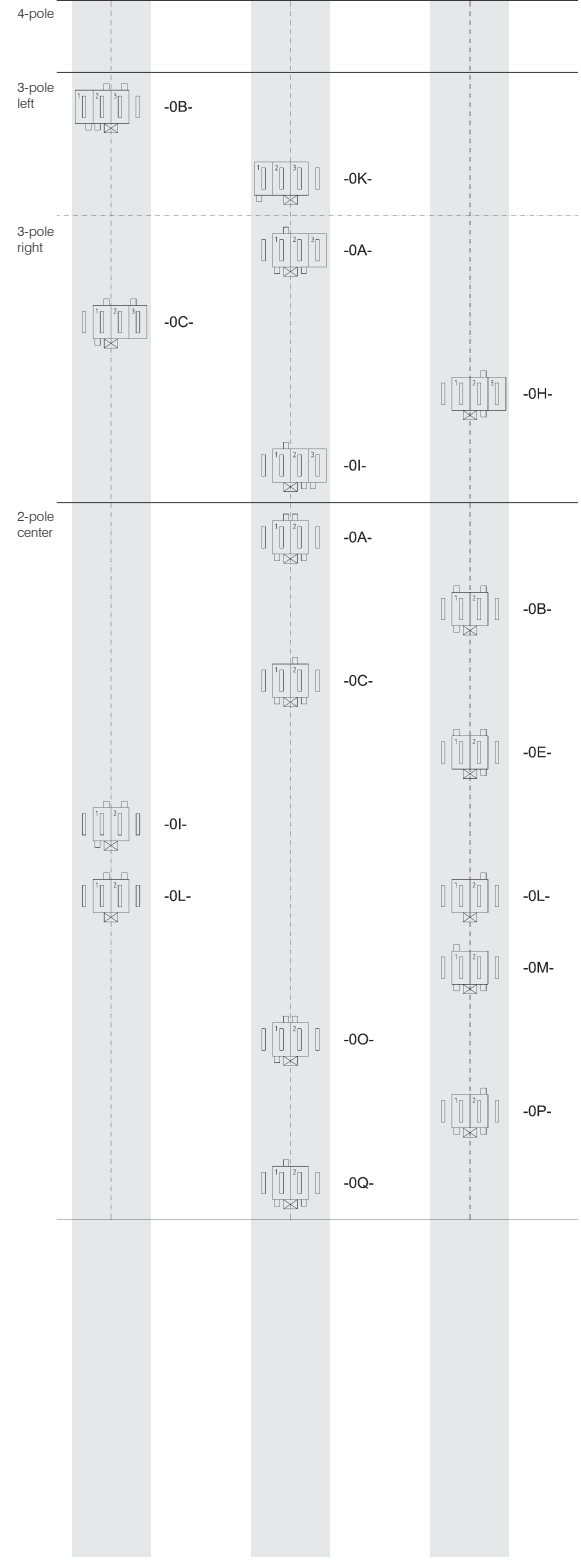
Code Housing OUT (T) ...see page 143, 145, 147, 149

# Selection of Coil-Housings for Standard plugs acc. Industry Standard RAST 5



Code Coil-Housings — B01 — B02 — B03 — B04 — B05 — further housings on request →

Standard plugs acc. Industry Standard RAST 5

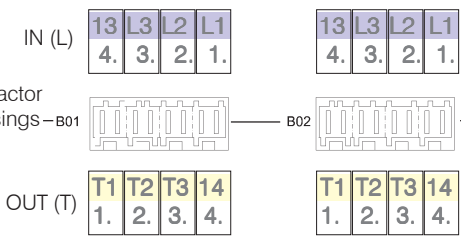










# Selection of Contactor-Housings for Standard plugs acc. System Tyco RAST 5



Contactor Housings - B01

B02



Code Contactor-Housings — B01 — B02 — B03 — B04 — further housings on request →

Standard plugs acc. System Tyco RAST 5



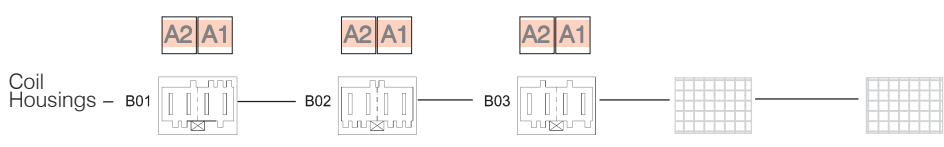
	B01	B02	B03	B04
4-pole				
6-pole left		928151-6		
		2-928344-6		
6-pole right				
4-pole left		928344-4		
			4-928344-4	
4-pole right				
2-pole left				928344-2
				3-964951-2
		2-964951-2		
		928343-2		
				964951-2
				4-928344-2
2-pole center left		928344-2		
		3-964951-2		
		4-928344-2		
2-pole center right				2-928344-2
				928343-2
2-pole right		2-928344-2		
				2-964951-2
		928343-2		928343-2

Order Example for Contactors:

- Contactor
- Coil Voltage
- Code Housing Coil ...see page 144, 146, 148, 150
- Code Housing IN (L)... see page 143, 145, 147, 149
- Code Housing OUT (T)...see page 143, 145, 147, 149

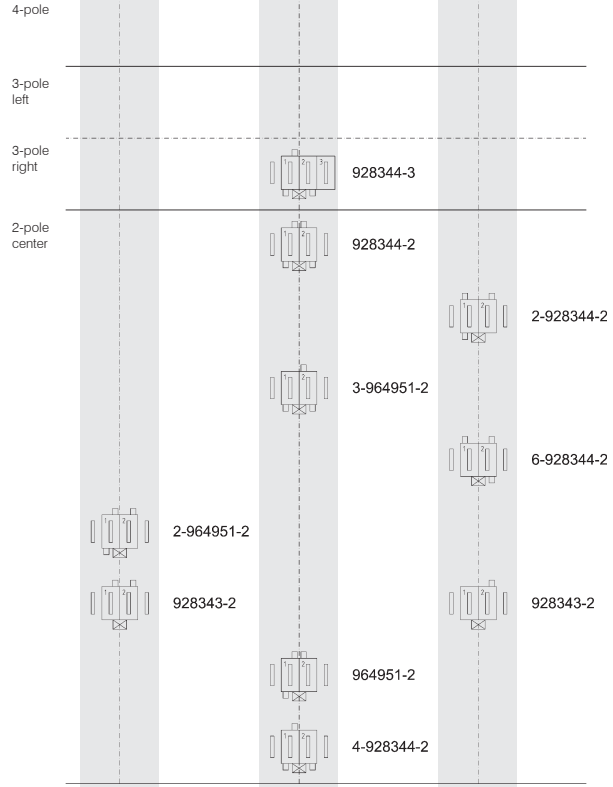
K3-14NR10...230...B01 B02 B01

# Selection of Coil-Housings for Standard plugs acc. System Tyco RAST 5

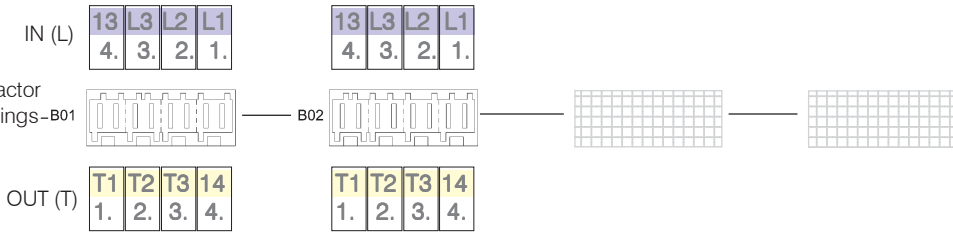


Code Coil-Housings ————— B01 ————— B02 ————— B03 ————— B04 ————— B05 ————— further housings on request —————>

Standard plugs  
acc.  
System Tyco RAST 5



# Selection of Contactor-Housings for Standard plugs acc. System Lumberg RAST 5



Code	Contactor-Housings	B01	B02	B03	B04	further housings on request
8-pole						
6-pole left						
6-pole right						
4-pole left						
4-pole right						
2-pole left						
2-pole center left						
2-pole center right						
2-pole right						

Standard plugs acc. System Lumberg RAST 5



Order Example for Contactors:

Contactor: K3-14NR10...230...B01 B02 B01


Coil Voltage: 150

Code Housing Coil ...see page 144, 146, 148, 150

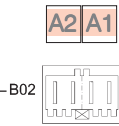
Code Housing IN (L)... see page 143, 145, 147, 149

Code Housing OUT (T)...see page 143, 145, 147, 149

# Selection of Coil-Housings for Standard plugs acc. **System Lumberg RAST 5**



Coil Housings - B01



Code Coil-Housings

B01

B02

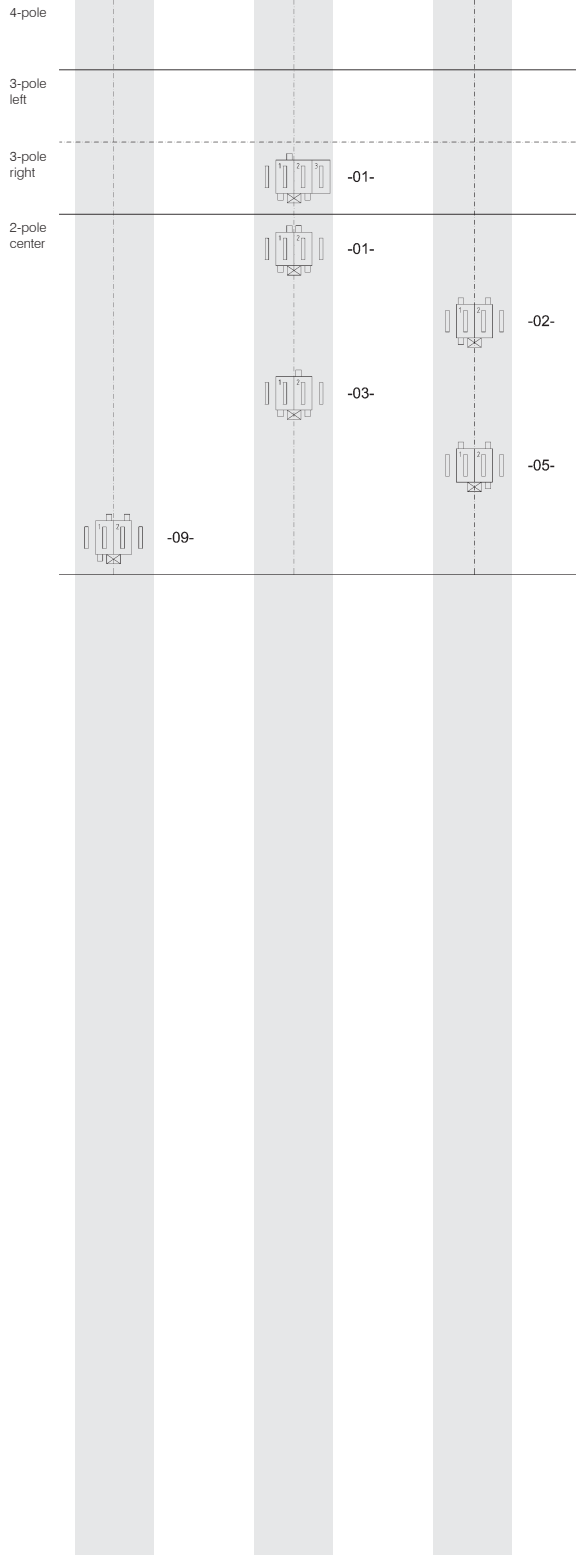
B03

B04

B05

further housings on request →

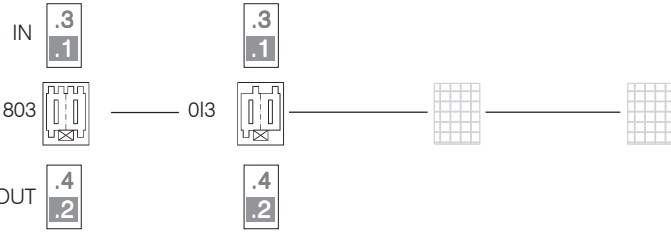
Standard plugs acc. System Lumberg RAST 5



# Selection of Auxilliary Contact Block-Housings for Standard plugs acc. Industry Standard RAST 5



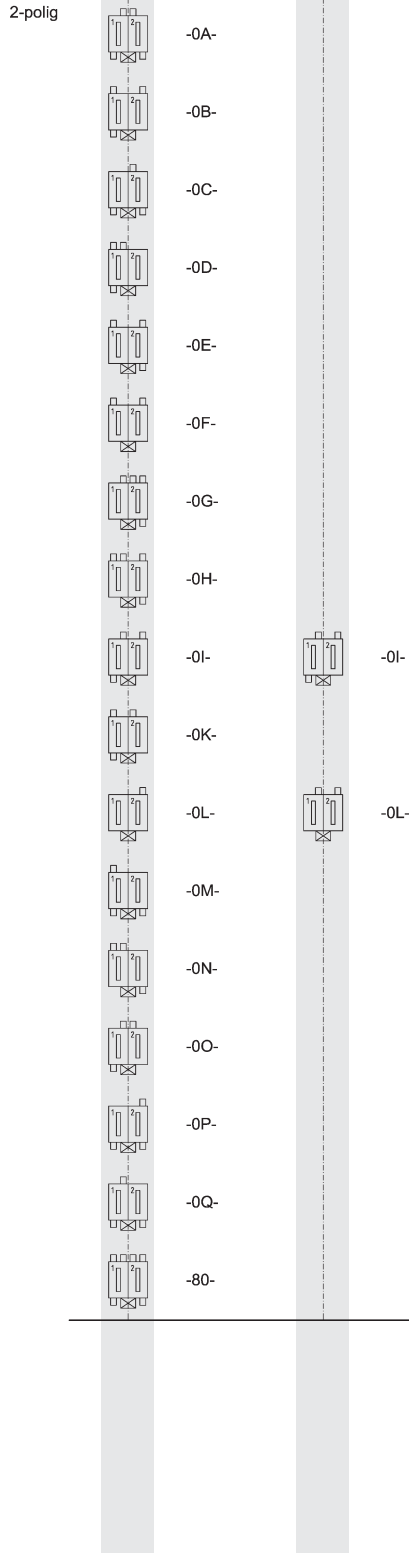
Auxilliary Contact Block-Housings



## Code Auxilliary-Contact Block-Housings



Standard plugs acc. Industry Standard RAST 5



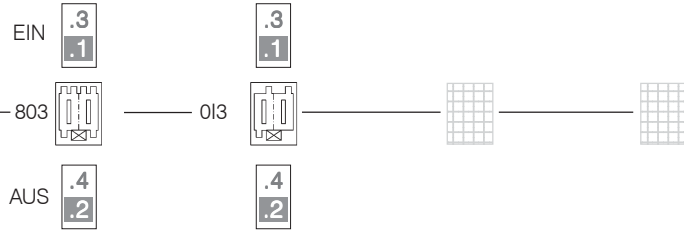
Order Example for Aux. Contact Blocks:

- Auxilliary Contact Block
  - Code Aux. Block Housing IN (1,3)
  - Code Aux. Block Housing OUT (2,4)
- HN10R.8030I3

# Selection of Auxiliary Contact Block-Housings for Standard plugs acc. **System Stocko RAST 5**



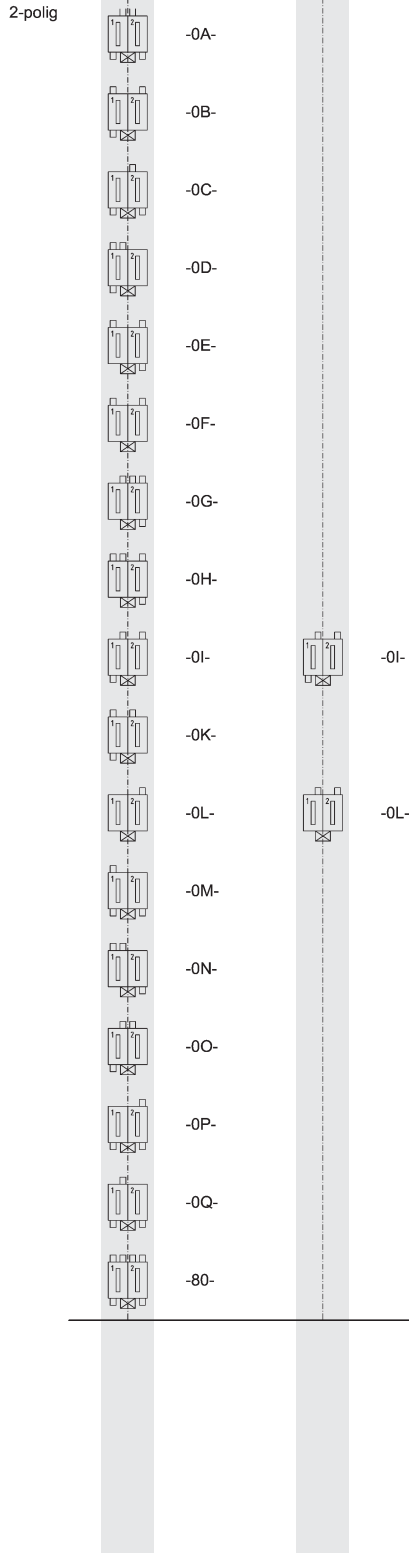
Auxiliary Contact Block-Housings



## Code Auxiliary-Contact Block-Housings



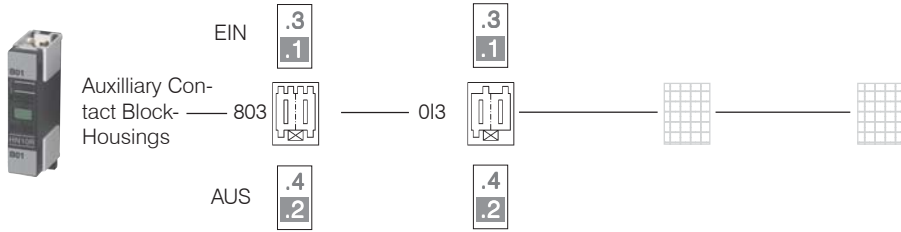
Standard plugs acc. System Stocko RAST 5



Order Example for Aux. Contact Blocks:

-Auxiliary Contact Block  
 -Code Aux. Block Housing IN (1,3)  
 -Code Aux. Block Housing OUT (2,4)  
 HN10R.8030I3

# Selection of Auxiliary Contact Block-Housings for Standard plugs acc. **System Tyco RAST 5**



## Code Auxiliary-Contact Block-Housings



Standard plugs acc. System Tyco RAST 5

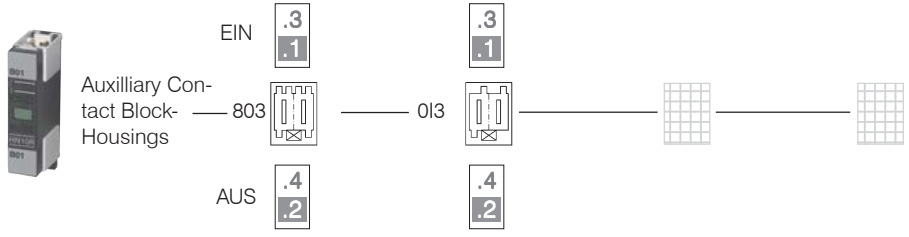


2-polig	803	013
	928344-2	
	2-928344-2	
	3-964951-2	
	6-928344-2	
	5-928344-2	
	3-928344-2	
	2-964951-2	2-964951-2
	928343-2	928343-2
	964951-2	
	4-928344-2	

Order Example for Aux. Contact Blocks:

-Auxiliary Contact Block  
 -Code Aux. Block Housing IN (1,3)  
 -Code Aux. Block Housing OUT (2,4)  
 HN10R.803013

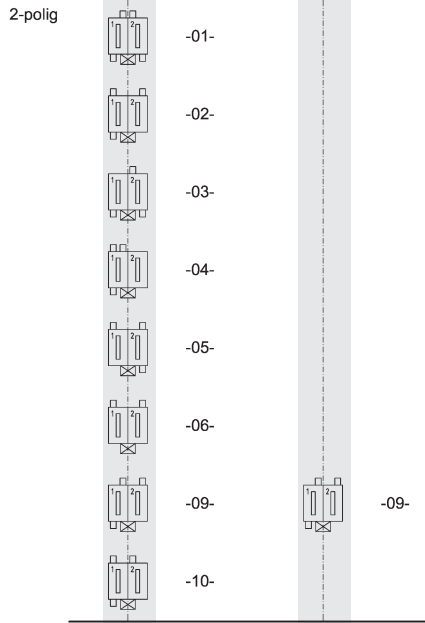
# Selection of Auxiliary Contact Block-Housings for Standard plugs acc. **System Lumberg RAST 5**



## Code Auxiliary-Contact Block-Housings



Standard plugs  
acc.  
System Lumberg RAST 5



Order Example for  
Aux. Contact Blocks:

-Auxiliary Contact Block  
 -Code Aux. Block Housing IN (1,3)  
 -Code Aux. Block Housing OUT (2,4)  
 HN10R.803013